


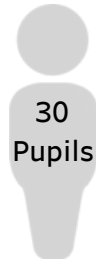
Key Stage 1 Subject Overview 2018/19

Analysis for Selection: Langmoor Primary School Oadby (8552338)

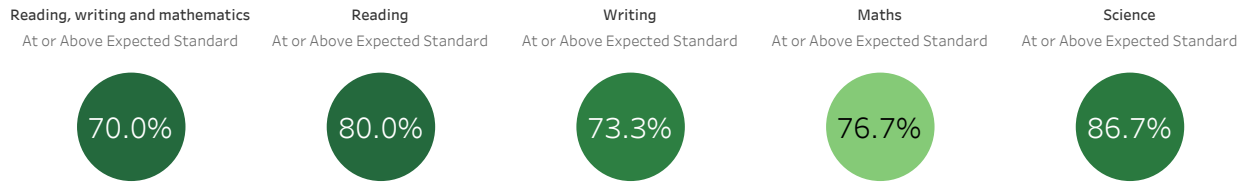
SEN Unit: All Pupils

Sources: School and LA data from Final Teacher Assessment Collections
National data from Final DfE statistical first releases.

Selection C - Langmoor Primary School Oadby	SEN Unit (Not National) All Pupils	Academic Year 2018/19	Above or Below National 	Above or Below Last Year ● Above ● Below ● Same
--	---------------------------------------	--------------------------	--	--



Key Stage 1 Headlines 2018/19 - ALL PUPILS



Threshold Assessments				Selection YoY		
Reading, writing and mathematics	At or Above Expected Standard	70.0%	64.9%	5.1%	▼ -7.4%	▼ -0.4%
	Above Expected Standard	6.7%	11.2%	-4.5%	▲ 3.4%	▼ -0.5%
Reading	At or Above Expected Standard	80.0%	74.9%	5.1%	▼ -3.9%	▼ -0.5%
	Above Expected Standard	13.3%	25.0%	-11.7%	▼ -2.8%	▼ -0.6%
Writing	At or Above Expected Standard	73.3%	69.2%	4.1%	▼ -13.8%	▼ -0.7%
	Above Expected Standard	6.7%	14.8%	-8.1%	▲ 0.2%	▼ -1.1%
Maths	At or Above Expected Standard	76.7%	75.6%	1.0%	▼ -10.4%	▼ -0.4%
	Above Expected Standard	20.0%	21.7%	-1.7%	▲ 7.1%	▼ -0.1%
Science	At or Above Expected Standard	86.7%	82.3%	4.4%	▲ 2.8%	▼ -0.5%
		Selection	National	Diff to National	Selection YoY	National YoY