



KS2 Library Book Launch!



We're **FINALLY** ready to launch our new books!



What's new?

- ★ Children will now have a SCHOOL READING PASSPORT which will help them keep track of what they've read.
- ★ The selection of books now available include a full range from OXFORD UNIVERSITY PRESS, FREE READERS & PIE CORBETT'S READING SPINE!
- ★ Pie Corbett is the creator of the TALK FOR WRITING SCHEME, which we teach in our English Writing Lessons – now we can make STRONG LINKS between reading and writing using HIGH QUALITY TEXTS!



- ★ There are different levels to work through in each year. We will also be able to support children who struggle with reading with our new "Readerful" book selections.

- ★ Children will have access to many more books online through OXFORD READING BUDDY!



Looking after our

new books



★ Each child will be given a BOOK WALLET to keep their books in & to take them home.

★ Book wallets will be SCHOOL PROPERTY, therefore children who leave Langmoor MUST RETURN the wallet along with any books they have borrowed.



★ It is preferable that children keep book wallets in a BOOK BAG or BACKPACK that is big enough to keep them in GOOD CONDITION.



We have spent over £15,000 on books!


We are ALL RESPONSIBLE for keeping OUR BOOKS SAFE for all to enjoy!

What you can expect

- ★ TWO BOOKS per child will always be sent home in a BOOK WALLET. One decodable book and one reading for pleasure book.
- ★ Children will be helped by their teacher to CHANGE their books, using their READING PASSPORT to keep a record of the books they've already read.
- ★ Access to the ONLINE OXFORD BUDDY SYSTEM, which will be set up to match your child's reading level.
- ★ VIPER STEMS to help you question your child when reading. Just ask your class teacher or check our website. We can also share specific target objectives for your child to help them achieve each reading level.

Reading Vipers

Vocabulary
Infer
Predict
Explain
Retrieve
Sequence or Summarise



What we expect

- ★ You need to read REGULARLY at home!
- ★ Adults should LISTEN to children READ WEEKLY and children should read for pleasure weekly.
- ★ LOOK AFTER the books in your book wallet and RETURN them to school when you have finished.
- ★ Use the OXFORD BUDDY at home! The 'Buddy' will ask your child questions like a teacher. Complete a BOOK QUIZ after finishing a book to support your COMPREHENSION SKILLS. Teachers can track if children are clicking on the Buddy help icons, and check on their quiz scores.

KS1							
Enjoy				Decode			
Define	Retrieve	Sequence	Infer	Predict			
1a Draw on knowledge of vocabulary to understand texts	1b Identify / explain key aspects of fiction and non-fiction texts, such as characters, events, titles and information	1c Identify and explain the sequence of events in texts	1d Make inferences from the text	1e Predict what might happen on the basis of what has been read so far			
KS2							
Enjoy				Decode			
Define	Retrieve	Summarise	Infer	Predict	Relate	Explore	Compare
2a: Give/explain the meaning of words in context	2b: Retrieve and record information/Identify key details from fiction and non-fiction.	2c: Summarise main ideas from more than one paragraph	2d: Make inferences from the text/explain and justify inferences with evidence from the text	2e: Predict what might happen from details stated and implied	2f: Identify/explain how information/narrative content is related and contributes to meaning as a whole.	2g: Identify/explain how meaning is enhanced through choice of words and phrases.	2h: Make comparisons within the text

Why & How to read with your child

★ Every child should be heard reading – it promotes **FLUENCY, CONFIDENCE, & COMPREHENSION!**













★ Parents & carers can help build **COMPREHENSION SKILLS** by asking questions about what a child has read. This helps children **RECALL** and **ANALYSE** important points in a book.

★ When you hear your child read, and you read to them, use **QUESTIONING STEMS** to help them understand what they've read.

★ Check our website for information about **NATIONAL CURRICULUM DOMAINS** and **READING VIPERS**, that we use when teaching reading.

More information on our website:

www.langmoor.leics.sch.uk - PUPILS – SUBJECTS - LITERACY

What are Reading Vipers?		How can I support my child with their reading comprehension at home?	
These are the key reading skills for children to be able read and comprehend a wide range of literary texts.		<i>You could try one or more of these activities at home with your child when you hear them read at home.</i>	
	Vocabulary Looking at the choice of words that an author uses in a text.		Vocabulary Pick out two or three words from the text they have read and use the passage to discuss their meaning. Talk about other words that have the same meaning.
	Infer What is suggested but not said in the text? Read between the lines and find the 'hidden' meaning.		Infer Discuss a character's personality or feelings – ask your child "how do you know this?" See if they can spot something that is suggested but not said e.g. "the boy's hands were trembling" – we can infer that he might be nervous.
	Predict What might happen next based on what has happened in the text?		Predict At the end of the chapter, encourage your child to make a prediction about what might happen next, based on what they know.
	Explain Explain an aspect of the text. This may include why the author includes it.		Explain Pick an event from the chapter and encourage your child to explain and why they think it might be included. Find a phrase or word and discuss why the author used it – what effect does it have on the reader?
	Retrieve Retrieve information from the text to answer questions.		Retrieve See if your child can retrieve key information from the chapter you've read with them e.g. names/ details/ events.
	Summarise Sum up key points in the text or sequence events as a summary.		Summarise At the end of the chapter/pages – see if your child can sum up the key points of what they have just read.